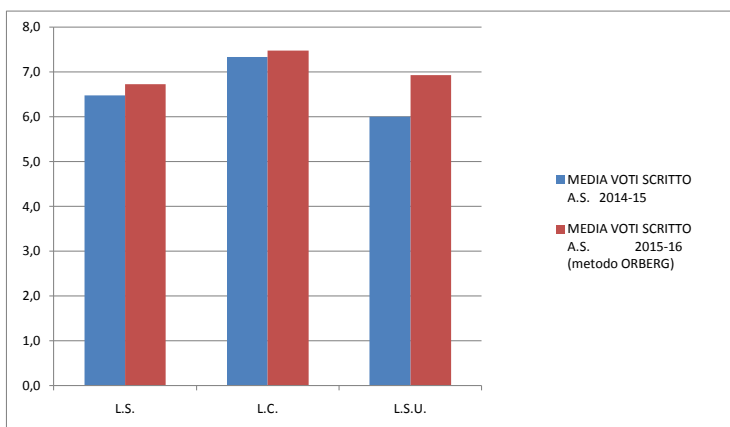


## Monitoraggio "Lingua e cultura Latina" Media Finale

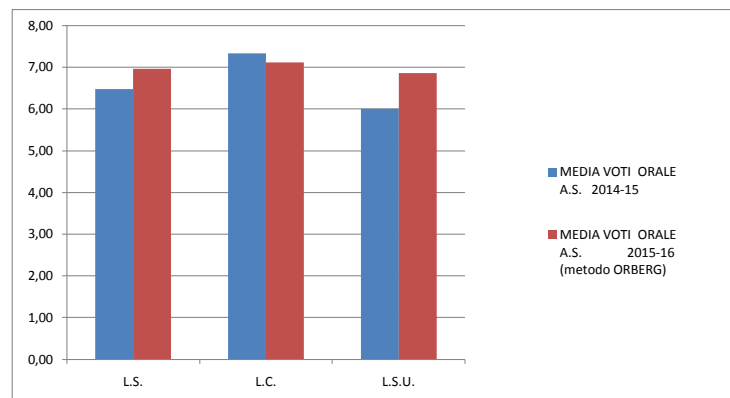
### MEDIA VOTI SCRITTO

	A.S. 2014-15	A.S. 2015-16 (metodo ORBERG)	VARIAZIONE %
L.S.	6,5	6,7	3,8%
L.C.	7,3	7,5	2,0%
L.S.U.	6,0	6,9	15,5%



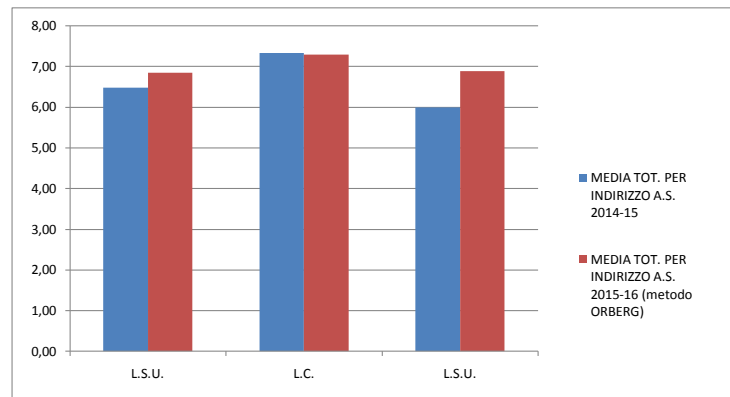
### MEDIA VOTI ORALE

	A.S. 2014-15	A.S. 2015-16 (metodo ORBERG)	VARIAZIONE %
L.S.	6,48	6,97	7,5%
L.C.	7,33	7,12	-2,9%
L.S.U.	6,00	6,86	14,3%



### MEDIA TOT. PER INDIRIZZO

	A.S. 2014-15	A.S. 2015-16 (metodo ORBERG)	VARIAZIONE %
L.S.U.	6,48	6,84	5,7%
L.C.	7,33	7,30	-0,5%
L.S.U.	6,00	6,89	14,9%



### MEDIA TOT. LICEO

	A.S. 2014-15	A.S. 2015-16 (metodo ORBERG)	VARIAZIONE %
LICEO	6,55	6,95	6,0%

